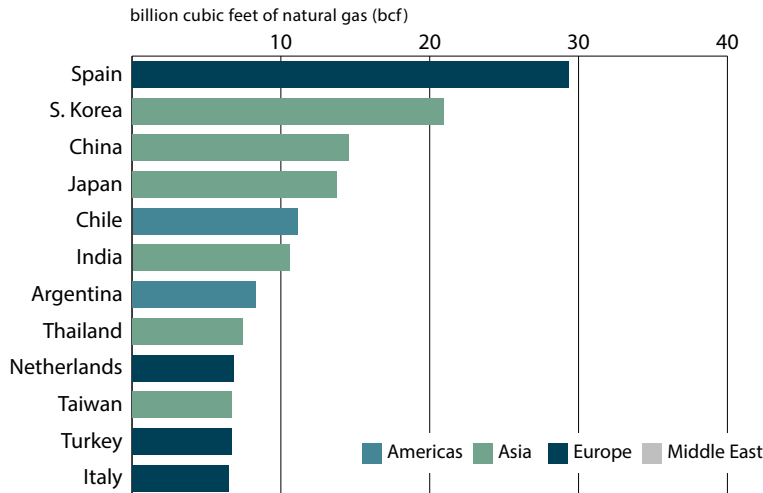


USLNG Exports: May 2020

Top 12 USLNG Export Destinations - May 2020



Source: DOE LNG Monthly (Data through May 2020)

©LNG Allies, 2020

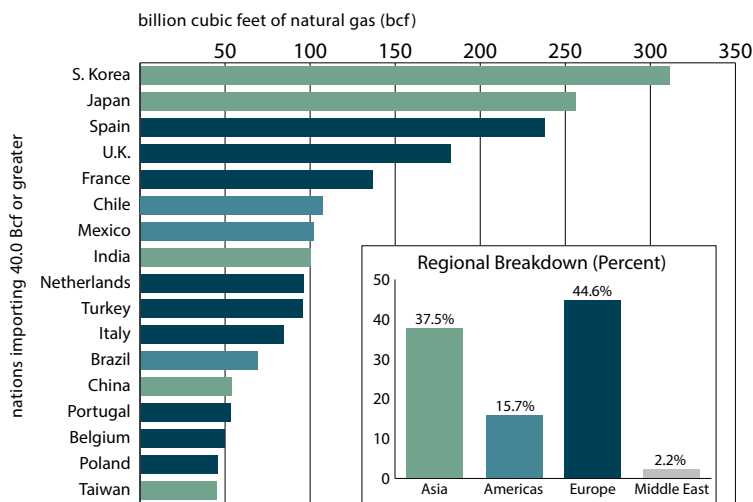
MAJOR DEVELOPMENTS (MAY)

- USLNG production continued to fall in May as a result of global market conditions. Asia was the leading market, followed by Europe.

TOP DESTINATIONS (MAY)

- Spain, 29.3 bcf
- S. Korea, 20.9 bcf
- China, 14.5 bcf
- Japan, 13.7 bcf
- Chile, 11.1 bcf
- Other destinations: India, Argentina, Thailand, Netherlands, Taiwan, Turkey, Italy, Poland, Belgium, Lithuania, U.A.E., Greece, Bangladesh, Jordan, France, Panama, Jamaica, Dom. Rep.

Top USLNG Destinations - Past 12 Months



Source: DOE LNG Monthly (Data through May 2020)

©LNG Allies, 2020

REGIONAL BREAKDOWN (MAY)

- Americas, 27.8 bcf (15.3%)
- Asia, 77.2 bcf (42.4%)
- Europe, 70.4 bcf (38.6%)
- Middle East, 6.8 bcf (3.7%)

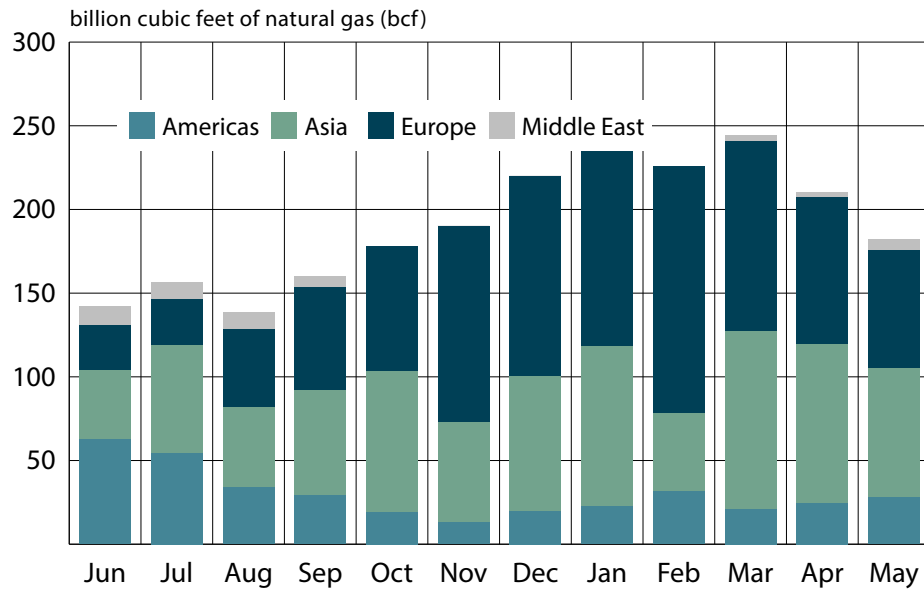
VOLUME EXPORTED (31 DAYS)

- Total exports of 182.2 bcf
- 13.4% less than April 2020
- 25.9% more than May 2019

CARGOES EXPORTED (31 DAYS)

- 57 Cargoes (-5 from March) 5 Terminals
- 25 - Sabine Pass (-2 from April)
- 10 - Cameron (-1 from April)
- 8 - Corpus Christi (-2 from April)
- 8 - Freeport (-1 from April)
- 6 - Cove Point (+1 from April)
- 0 - Elba Island (unchanged)

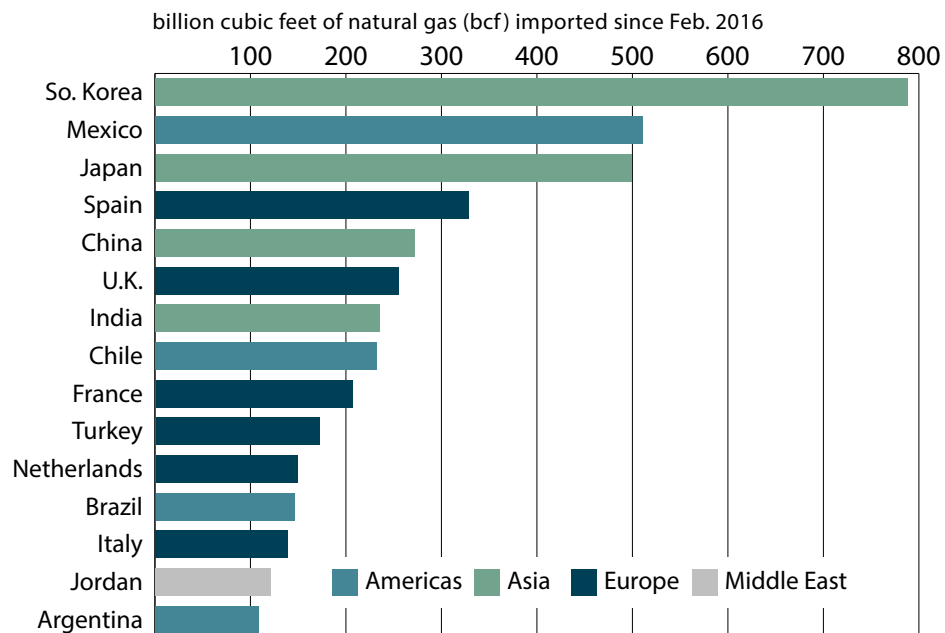
Regional Distribution of USLNG - Past 12 Months



Source: DOE LNG Monthly (Data through May 2020)

©LNG Allies, 2020

Top 15 Importers of USLNG - Since Feb. 2016



Source: DOE LNG Monthly (Data through May 2020)

©LNG Allies, 2020