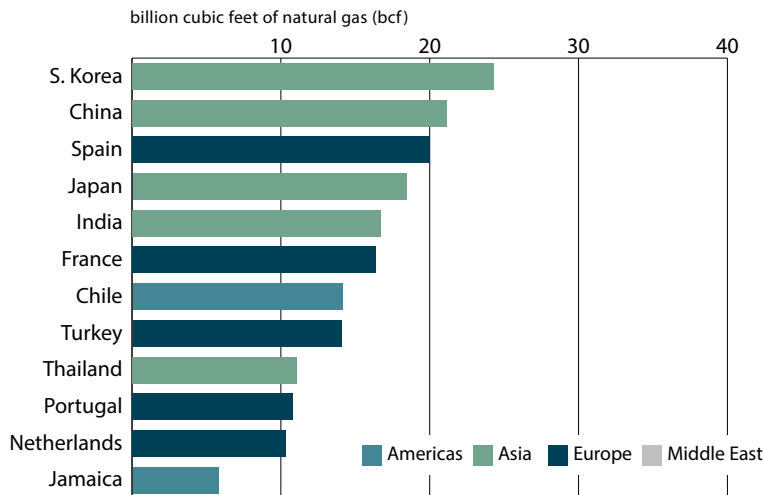


USLNG Exports: April 2020

Top 12 USLNG Export Destinations - April 2020



Source: DOE LNG Monthly (Data through April 2020)

©LNG Allies, 2020

MAJOR DEVELOPMENTS (APRIL)

- USLNG volumes decreased in April versus March 2020. China became the second largest importer.

TOP DESTINATIONS (MARCH)

- S. Korea, 24.3 bcf
- China, 21.1 bcf
- Spain, 20.0 bcf
- Japan, 18.4 bcf
- India, 16.7 bcf
- Other destinations: France, Chile, Turkey, Thailand, Portugal, Netherlands, Jamaica, Poland, Pakistan, Belgium, Kuwait, Greece, Italy, Brazil, Lithuania, Dom. Rep.

REGIONAL BREAKDOWN (APRIL)

- Americas, 24.6 bcf (11.7%)
- Asia, 94.8 bcf (45.1%)
- Europe, 87.6 bcf (41.6%)
- Middle East, 3.3 bcf (1.6%)

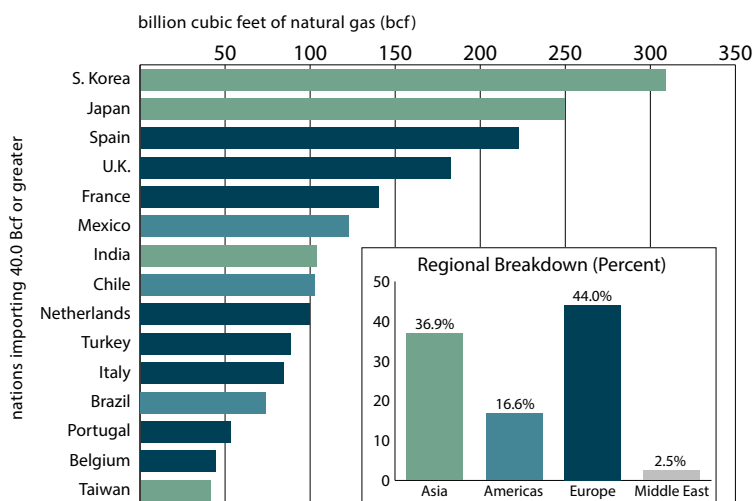
VOLUME EXPORTED (30 DAYS)

- **Total exports of 210.4 bcf**
- 13.8% less than March 2020
- 66.0% more than April 2019

CARGOES EXPORTED (30 DAYS)

- **62 Cargoes (-13 from March) 5 Terminals**
- 27 - Sabine Pass (-3 from March)
- 11 - Cameron (-2 from March)
- 10 - Corpus Christi (-2 from March)
- 9 - Freeport (-4 from March)
- 5 - Cove Point (-2 from March)
- 0 - Elba Island (unchanged)

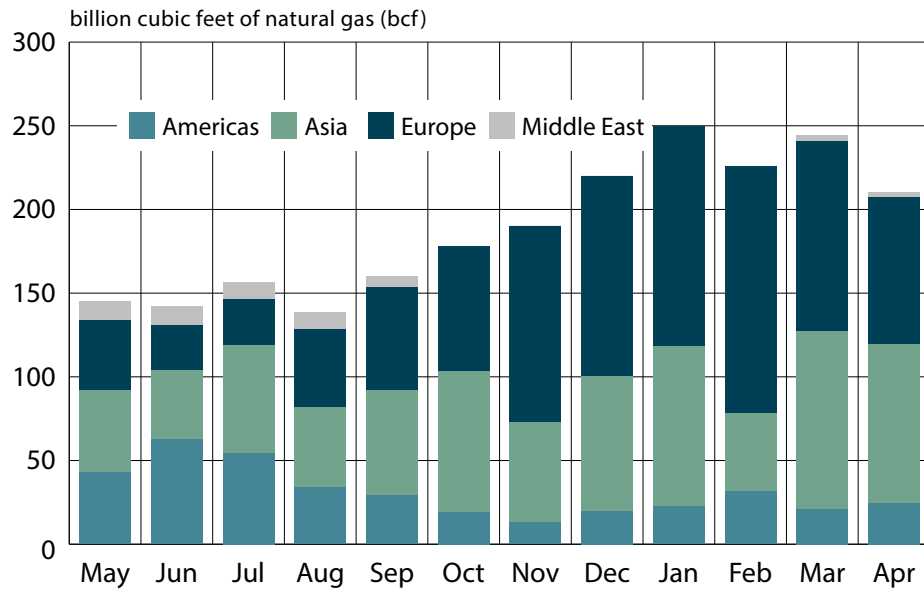
Top USLNG Destinations - Past 12 Months



Source: DOE LNG Monthly (Data through April 2020)

©LNG Allies, 2020

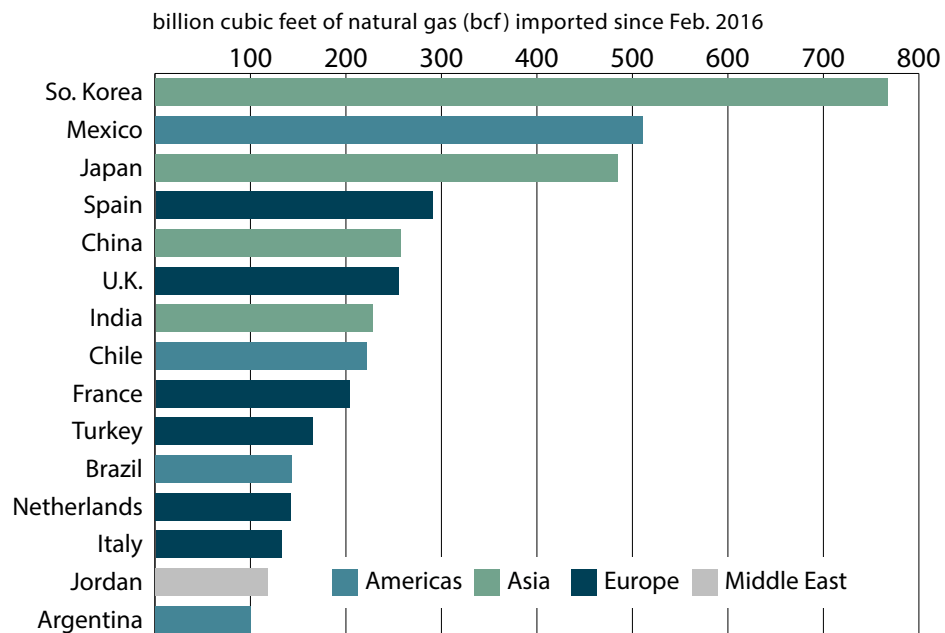
Regional Distribution of USLNG - Past 12 Months



Source: DOE LNG Monthly (Data through April 2020)

©LNG Allies, 2020

Top 15 Importers of USLNG - Since Feb. 2016



Source: DOE LNG Monthly (Data through April 2020)

©LNG Allies, 2020