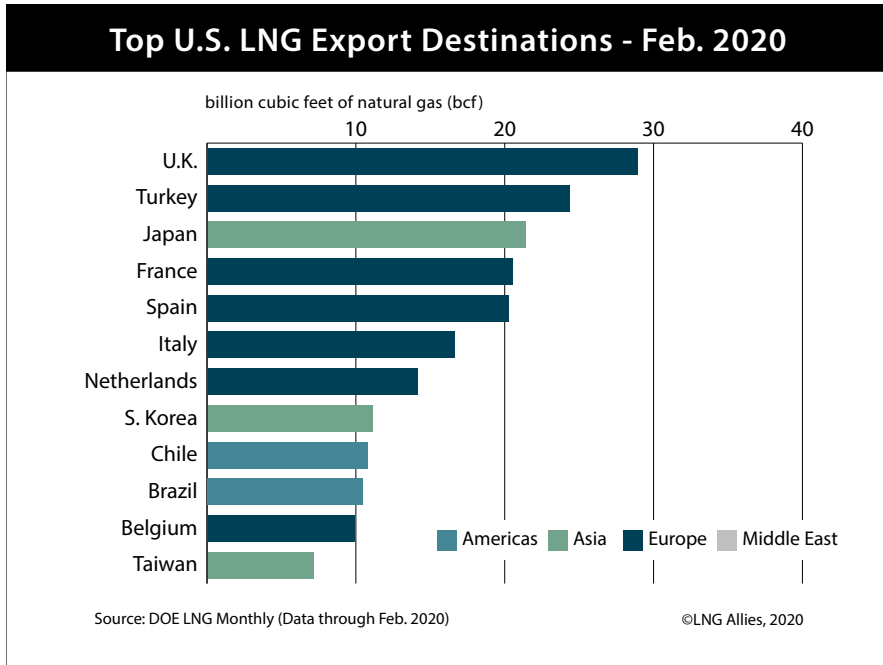


USLNG Exports: Feb. 2020

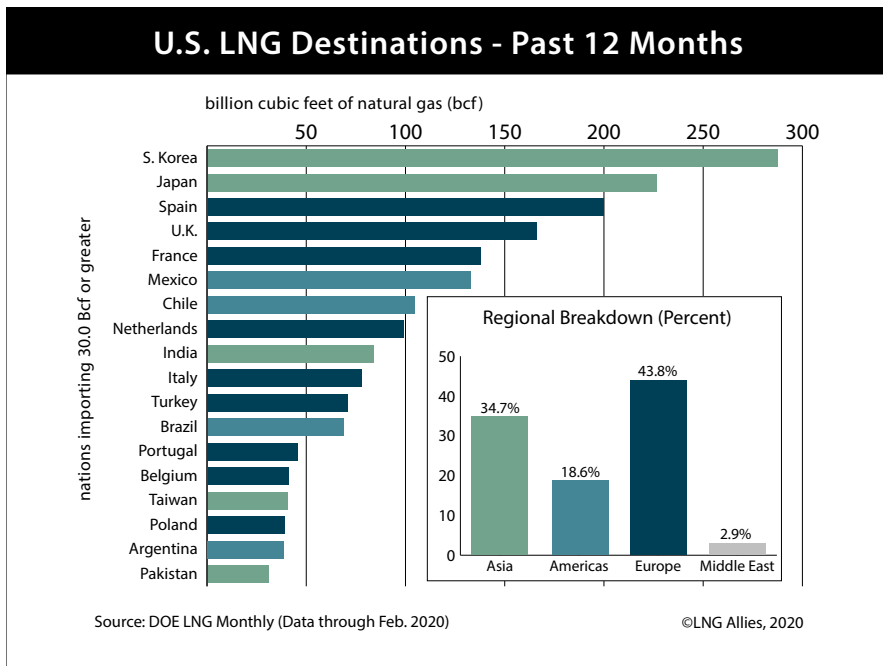


MAJOR DEVELOPMENTS (FEB.)

- Total cargoes and volumes both dropped compared to Jan. 2020. These were the first month-to-month declines since Aug. 2019.

LEADING DESTINATIONS (FEB.)

- United Kingdom (28.9 bcf)
- Turkey (24.3 bcf)
- Japan (21.4 bcf)
- France (20.5 bcf)
- Spain (20.2 bcf)
- Others: Italy, Netherlands, Korea, Chile, Brazil, Belgium, Taiwan, Poland, Portugal, Pakistan, Thailand, Panama, Mexico, Jamaica, Columbia, Malta



REGIONAL BREAKDOWN (FEB.)

- Americas, 22.7 bcf (9.1%)
- Asia, 95.9 bcf (38.4%)
- Europe, 131.0 bcf (52.5%)
- Middle East, 0.0 bcf (0%)

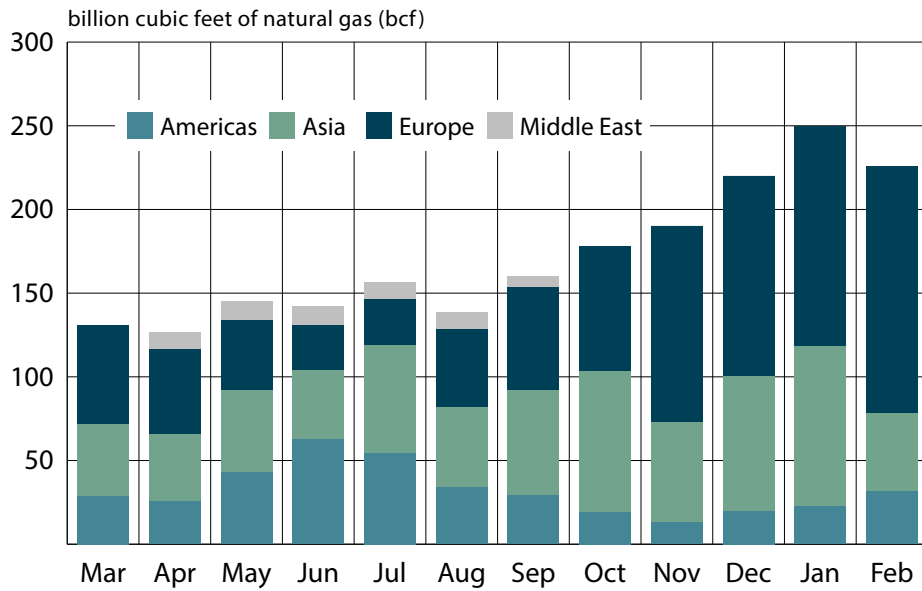
VOLUME EXPORTED (29 DAYS)

- Total exports of 225.6 bcf
- 9.6% less than Jan. 2020
- 119.5% more than Feb. 2019

CARGOES EXPORTED (29 DAYS)

- 68 Cargoes (-11 from Jan.), 5 Terminals
- 30 - Sabine Pass (-7 from Jan.)
- 12 - Corpus Christi (unchanged)
- 11 - Freeport (-1 from Jan.)
- 8 - Cameron (-1 from Jan.)
- 7 - Cove Point (unchanged)
- 0 - Elba Island (-2 from Jan.)

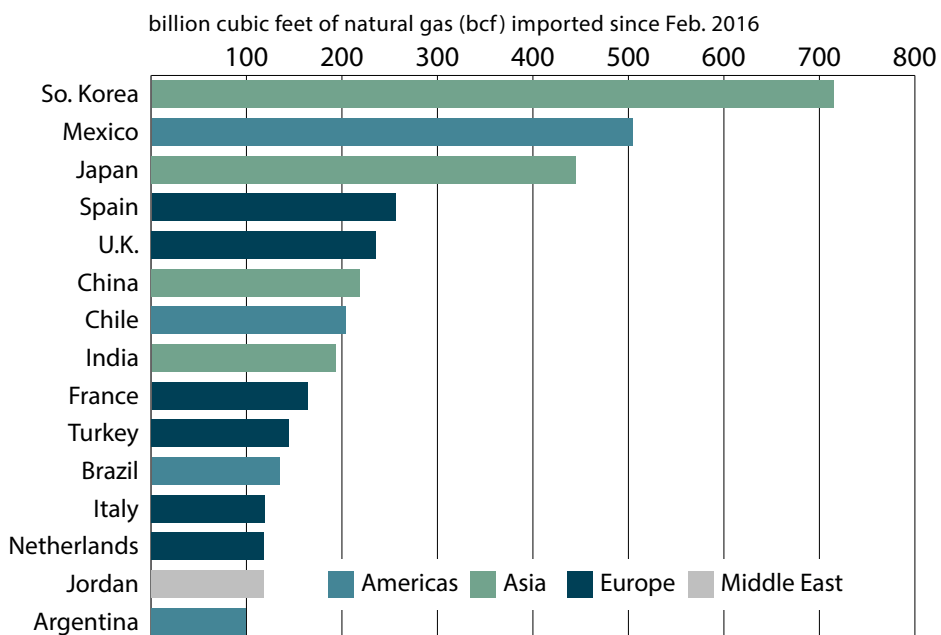
Regional Distribution of U.S. LNG - Past 12 Months



Source: DOE LNG Monthly (Data through Feb. 2020)

©LNG Allies, 2020

Top 15 Importers of U.S. LNG - Since Feb. 2016



Source: DOE LNG Monthly (Data through Feb. 2020)

©LNG Allies, 2020