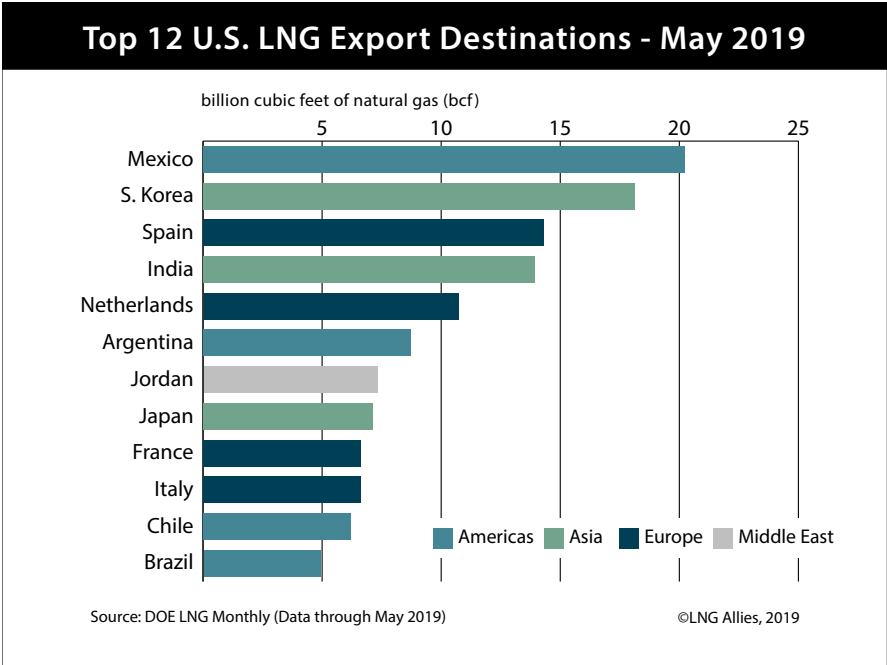


U.S. LNG Exports: May 2019

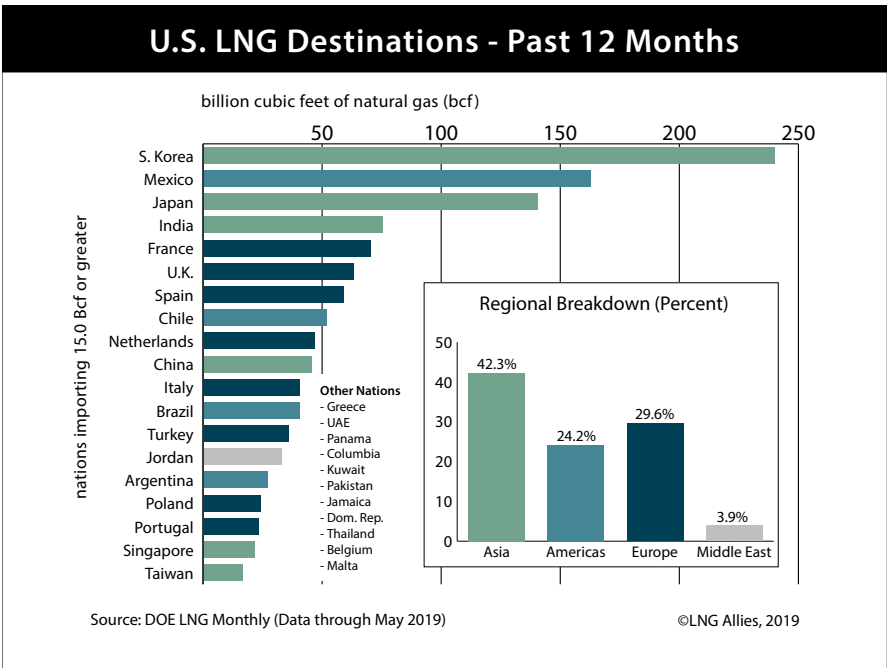


MAJOR DEVELOPMENTS (MAY)

- **New Export Terminal**
Located in Hackberry, Louisiana, Cameron LNG is the fourth U.S. LNG export terminal. Train 1 has nominal capacity of 5.0 mtpa.

TOP 5 DESTINATIONS (MAY)

- Mexico, 20.2 bcf
- So. Korea, 18.1 bcf
- Spain, 14.3 bcf
- India, 13.9 bcf
- Netherlands, 10.7 bcf
- Others: Argentina, Jordan, Japan, France, Italy, Chile, Brazil, Kuwait, Greece, Thailand, Singapore, Taiwan, Jamaica



REGIONAL BREAKDOWN (MAY)

- Asia, 49.3 bcf (34.0%)
- Americas, 43.0 bcf (29.7%)
- Europe, 41.7 bcf (28.8%)
- Middle East, 10.8 bcf (7.5%)

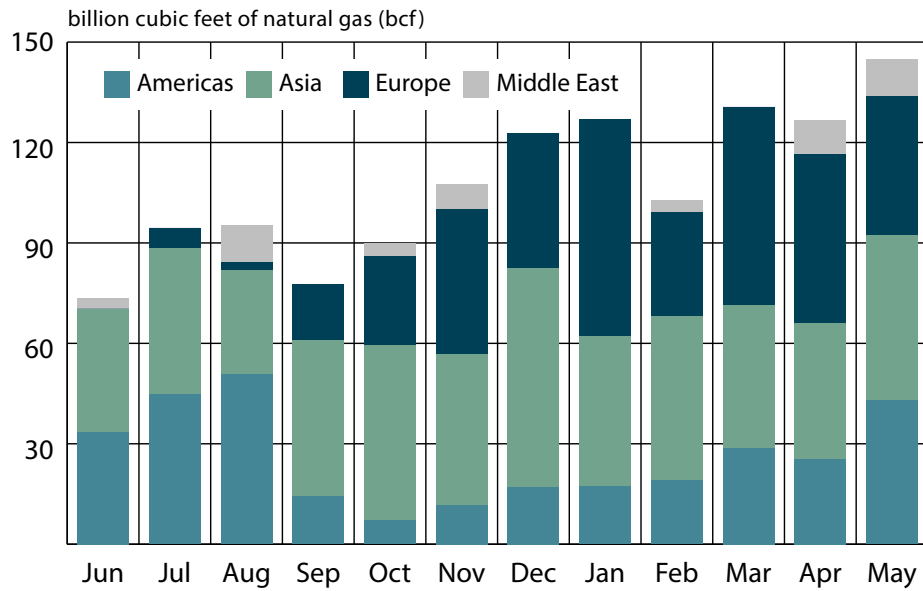
VOLUME EXPORTED (31 DAYS)

- Total exports of 144.8 bcf
- 14.2% more than April 2019
- 52.8% more than May 2018

CARGOES EXPORTED (31 DAYS)

- 46 Cargoes from 4 Terminals
- 33 from Sabine Pass
- 7 from Corpus Christi
- 5 from Cove Point
- 1 from Cameron

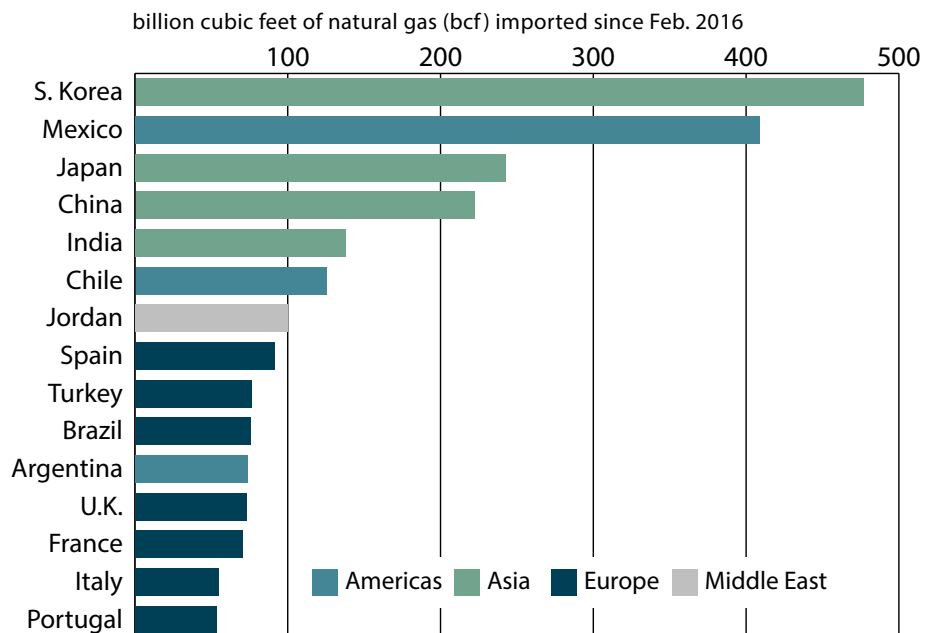
Regional Distribution of U.S. LNG - Past 12 Months



Source: DOE LNG Monthly (Data through May 2019)

©LNG Allies, 2019

Top 15 Importers of U.S. LNG - Since Feb. 2016



Source: DOE LNG Monthly (Data through May 2019)

©LNG Allies, 2019